



# Pattern Book

## **Western Riding**

Round 1

Level 1/Green- Level 1 Pattern 6

All Others- Regular Pattern 6

Round 2

Level 1/Green- Level 1 Pattern 9

All Others- Regular Pattern 9

## **Ranch Riding**

Round 1 - Pattern 7

Round 2 - Pattern 1

We do not charge for scratches – enter everything and scratch as needed.

# TSQHA Summer Celebration 2024

## Hunt Seat Equitation(except W/T)

Show Date:

# Round 1

# TSQHA Summer Celebration 2024

## Walk-Trot Hunt Seat Equitation

Show Date:

www.HorseShowPatterns.com

Be ready before A.

1. Walk to A. Left diagonal trot halfway to B.
2. Halt for 3 seconds. Right diagonal trot to B.
3. Left lead canter in circle to center of pattern.
4. Change leads.
5. Right lead canter a few strides then hand gallop in half circle until even with A.
6. Demonstrate a sitting trot for 3-4 strides then trot in a 2 point position around corner and halfway down line.
7. Halt and back approximately one horse length. Sitting trot to exit.

www.HorseShowPatterns.com

Pattern Provided by:

[HSE/3-83]

www.HorseShowPatterns.com

Be ready at A.

1. Walk until even with B.
2. Trot on the left diagonal to B.
3. Sitting trot from B to C.
4. Walk around C.
5. Trot on the right diagonal to B.
6. Stop and back approximately one horse length.
7. Perform a 180 degree turn to the right on the hindquarters and trot to exit.

www.HorseShowPatterns.com

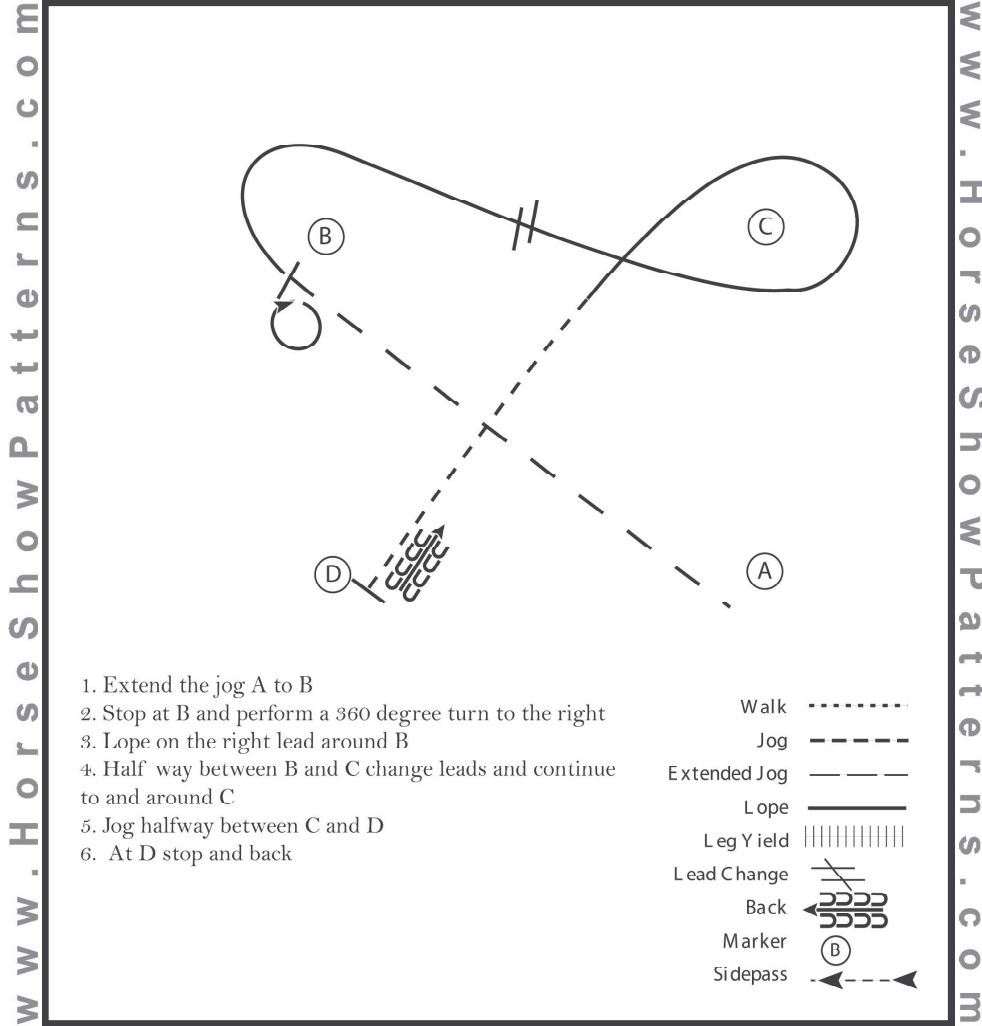
Pattern Provided by:

[HSE/WT-38]

# TSQHA Summer Celebration 2024

## Western Horsemanship (except W/T)

Show Date:



1. Extend the jog A to B
2. Stop at B and perform a 360 degree turn to the right
3. Lope on the right lead around B
4. Half way between B and C change leads and continue to and around C
5. Jog halfway between C and D
6. At D stop and back

Walk	-----
Jog	- - - - -
Extended Jog	-----
Lope	=====
Leg Yield	
Lead Change	////
Back	←←←←←
Marker	⊙
Sidepass	←-----

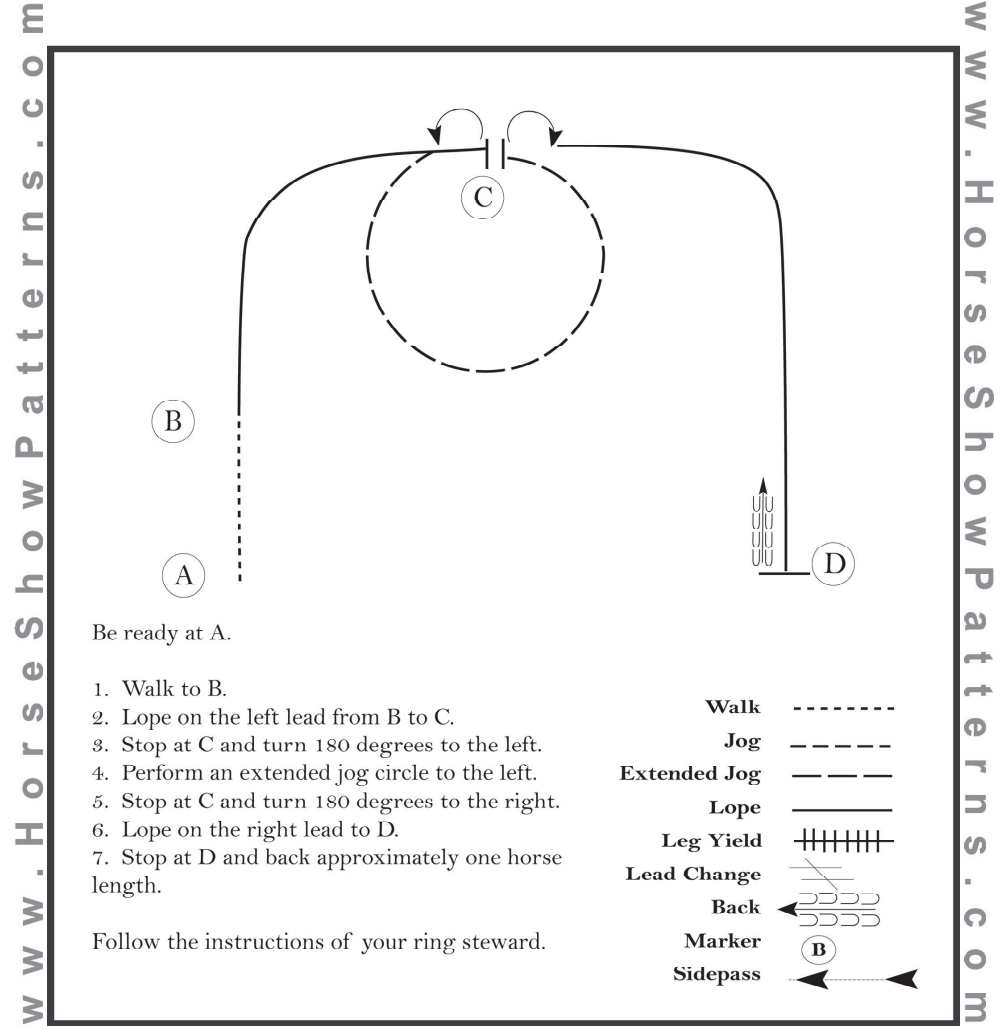
Pattern Provided by:

[WH/2-27]

# TSQHA Summer Celebration 2024

## Western Horsemanship (except W/T)

Show Date:



Be ready at A.

1. Walk to B.
2. Lope on the left lead from B to C.
3. Stop at C and turn 180 degrees to the left.
4. Perform an extended jog circle to the left.
5. Stop at C and turn 180 degrees to the right.
6. Lope on the right lead to D.
7. Stop at D and back approximately one horse length.

Walk	-----
Jog	- - - - -
Extended Jog	-----
Lope	=====
Leg Yield	
Lead Change	////
Back	←←←←←
Marker	⊙
Sidepass	←-----

Follow the instructions of your ring steward.

Pattern Provided by:

[WH/3-34]

# TSQHA Summer Celebration 2024

## Walk-Trot Western Horsemanship

Show Date:

# Round 2

# TSQHA Summer Celebration 2024

## Walk-Trot Western Horsemanship

Show Date:

www.HorseShowPatterns.com

Be ready before marker A.

1. Walk to A.
2. Jog to C.
3. Execute a 1/4 turn to the left at C.
4. Jog to D.
5. Stop at D and back approximately one horse length.
6. Execute a 1/4 turn to the left.
7. Walk to exit.

Follow the instructions of your ring steward.

Walk	-----
Jog	- - - - -
Extended Jog	— — — —
Lope	—————
Leg Yield	
Lead Change	//////
Back	←←←←←
Marker	(B)
Sidepass	←←←←←

www.HorseShowPatterns.com

Pattern Provided by:

[WH/WT-69]

www.HorseShowPatterns.com

Be ready at A.

1. Walk to B.
2. Jog from B to C.
3. Stop at C and turn 180 degrees to the left.
4. Perform an extended jog circle to the left.
5. Stop at C.

Follow the instructions of your ring steward.

Walk	-----
Jog	- - - - -
Extended Jog	— — — —
Lope	—————
Leg Yield	
Lead Change	//////
Back	←←←←←
Marker	(B)
Sidepass	←←←←←

www.HorseShowPatterns.com

Pattern Provided by:

[WH/WT-34]

# TSQHA Summer Celebration 2024

## Hunt Seat Equitation (except W/T)

Show Date:

# Round 2

# TSQHA Summer Celebration 2024

## Walk-Trot Hunt Seat Equitation

Show Date:

www.HorseShowPatterns.com

Be ready before A.

1. Walk to A.
2. Posting trot on the left diagonal to B.
3. Change diagonals at B and trot a circle to the left.
4. Canter  $\frac{3}{4}$  of a circle to the left on the left lead.
5. When at the bottom of the circle, perform a simple lead change.
6. Canter on the right lead to close the circle and continue on the right lead until half way to C.
7. Sitting trot to C.
8. Stop at C; perform a 90 degree turn to the left on the forehand.
9. Back approximately one horse length.

Exit at a sitting trot.

Walk	-----
Trot	- - - - -
Extended Trot	-----
Canter	=====
Leg Yield	
Lead Change	
Back	←←←←←
Marker	Ⓚ
Sidepass	←←
Hand Gallop	-----

www.HorseShowPatterns.com

Pattern Provided by:

[HSE/3-38]

www.HorseShowPatterns.com

Be ready before A.

1. Walk to A. Left diagonal trot halfway to B.
2. Halt for 3 seconds. Right diagonal to and around B to center line.
3. Walk 3-4 strides.
4. Trot on left diagonal in half circle to A
5. Sitting trot around corner and halfway down line.
6. Halt and back approximately one horse length. Sitting trot to exit.

Walk	-----
Trot	- - - - -
Extended Trot	-----
Canter	=====
Leg Yield	
Lead Change	
Back	←←←←←
Marker	Ⓚ
Sidepass	←←
Hand Gallop	-----

www.HorseShowPatterns.com

Pattern Provided by:

[HSE/WT-83]

# TSQHA Summer Celebration 2024

## Walk-Trot showmanship

Show Date:

www.HorseShowPatterns.com

Be ready at A.

1. Trot halfway to B.
2. Walk two horse lengths.
3. Trot to and around B as shown.
4. Trot to the judge. Stop and set up for inspection.
5. When dismissed, perform a 90 degree turn and walk straight away.

Follow the instructions of your ring steward.

**Walk** -----  
**Trot** - - - - -  
**Back** ← 3333  
**Marker** (B)  
**Judge** (J)

www.HorseShowPatterns.com

Pattern Provided by:

[S/WT-78]

# TSQHA Summer Celebration 2024

## Showmanship (except W/T)

Show Date:

www.HorseShowPatterns.com

Be ready at A.

1. Trot halfway to B.
2. Walk two horse lengths.
3. Trot to and around B as shown.
4. Trot past B and stop. Perform a 360 degree turn.
5. Walk to judge and set up for inspection.
6. When dismissed, perform a 90 degree turn and back approximately 2 horse lengths.
7. Perform a 180 degree turn and walk straight away.

Follow the instructions of your ring steward.

**Walk** -----  
**Trot** - - - - -  
**Back** ← 3333  
**Marker** (B)  
**Judge** (J)

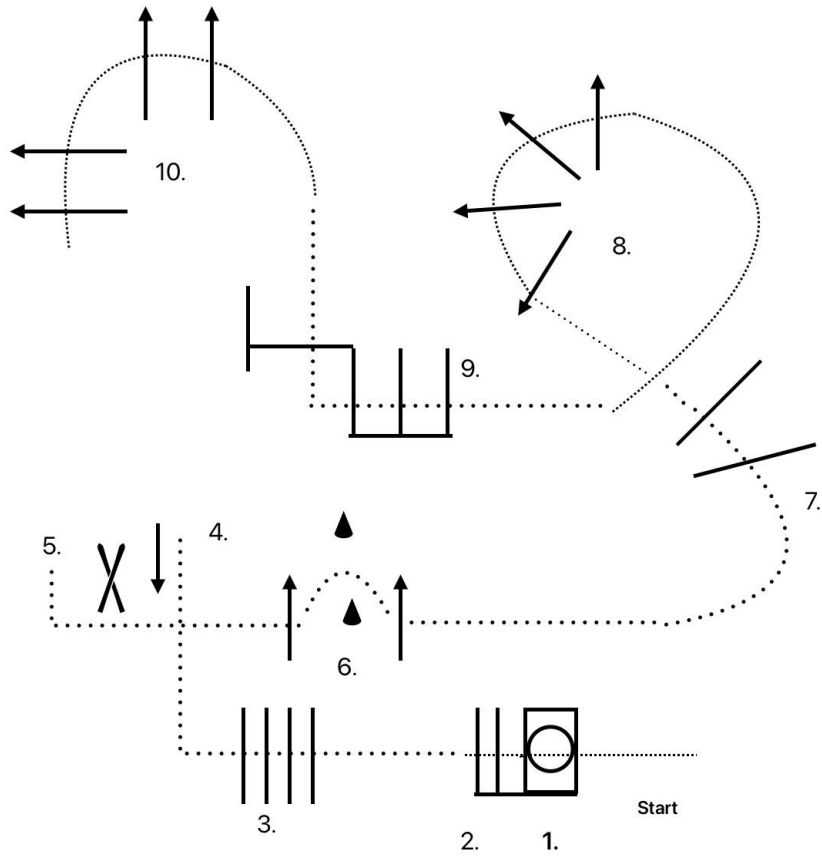
www.HorseShowPatterns.com

Pattern Provided by:

[S/3-78]

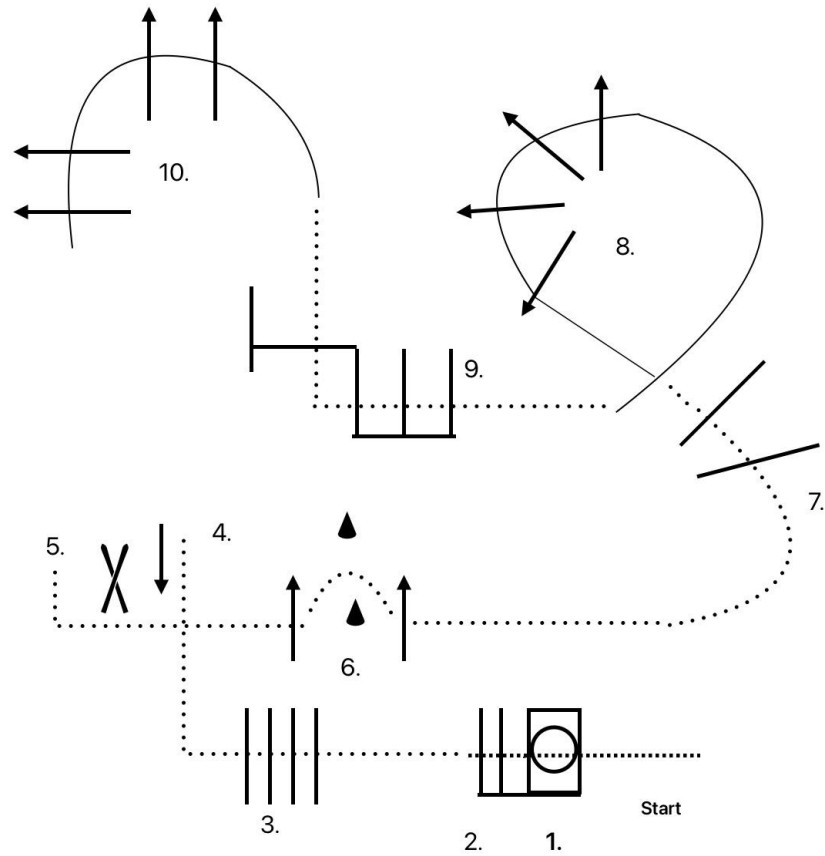
TSQHA Summer  
 Celebration  
 Round 1  
 Walk/Jog

1. Walk into the box, turn (360° either way)
2. Walk over poles.
3. Jog over poles, past gate. Stop.
4. Back to gate.
5. Work left handed gate (no rope for small fry)
6. Jog serpentine.
7. Jog over 2 poles
8. Walk 4 poles
9. Jog poles.
10. Walk 4 poles



# TSQHA Summer Celebration Round 1

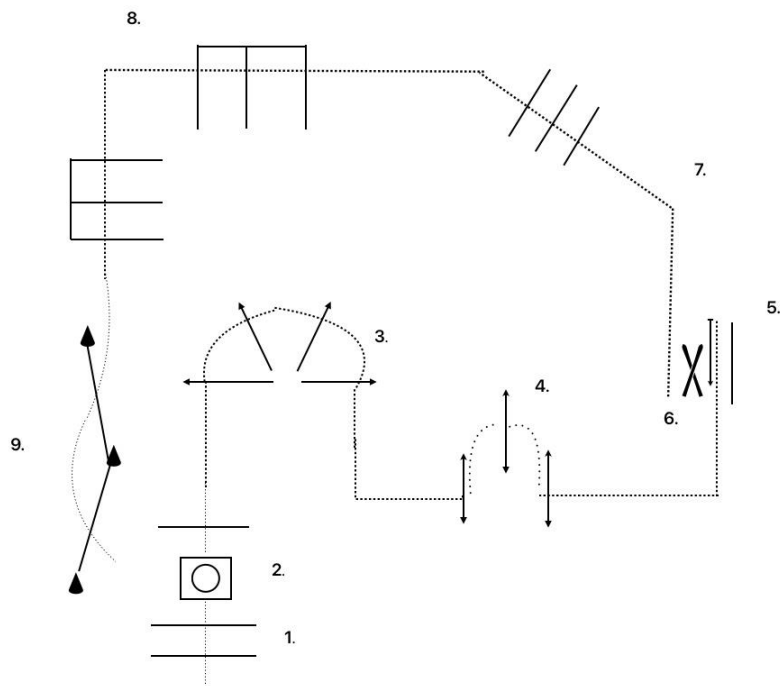
1. Walk into the box, turn (360° either way)
2. Walk over poles.
3. Jog over poles, past gate. Stop.
4. Back to gate.
5. Work left handed gate
6. Jog serpentine.
7. Jog over poles
8. Lope right lead.
9. Jog poles.
10. Lope left lead.





TSQHA  
 Summer Celebration  
 Round 2  
 Walk/Jog

1. Walk over poles.
2. Stop in box (360° either way) walk out over pole
3. Jog 4 poles
4. Jog serpentine.
5. Jog past gate. Back to gate.
6. Work gate (left hand) (no rope for small fry)
7. Right 180°. Jog poles
8. Jog 6 logs
9. Walk serpentine



TSQHA  
 Summer Celebration  
 Round 2

1. Walk over poles.
2. Stop in box (360° either way) Walk out over pole
3. Lope over poles (RL)
4. Jog serpentine.
5. Jog past gate. Back to gate.
6. Work gate (left hand)
7. Right 180°. Jog poles.
8. Lope logs (LL)
9. Jog serpentine.

