



TSQHA Fall Celebration

September 6th-8th, 2024

AQHA, TSQHA, PQHA & WPQHA Approved



Pattern Book

Western Riding

Round 1

Level 1/Green- Level 1 Pattern 2

All Others- Regular Pattern 2

Round 2

Level 1/Green- Level 1 Pattern 4

All Others- Regular Pattern 4

Ranch Riding

Round 1 – Pattern 4

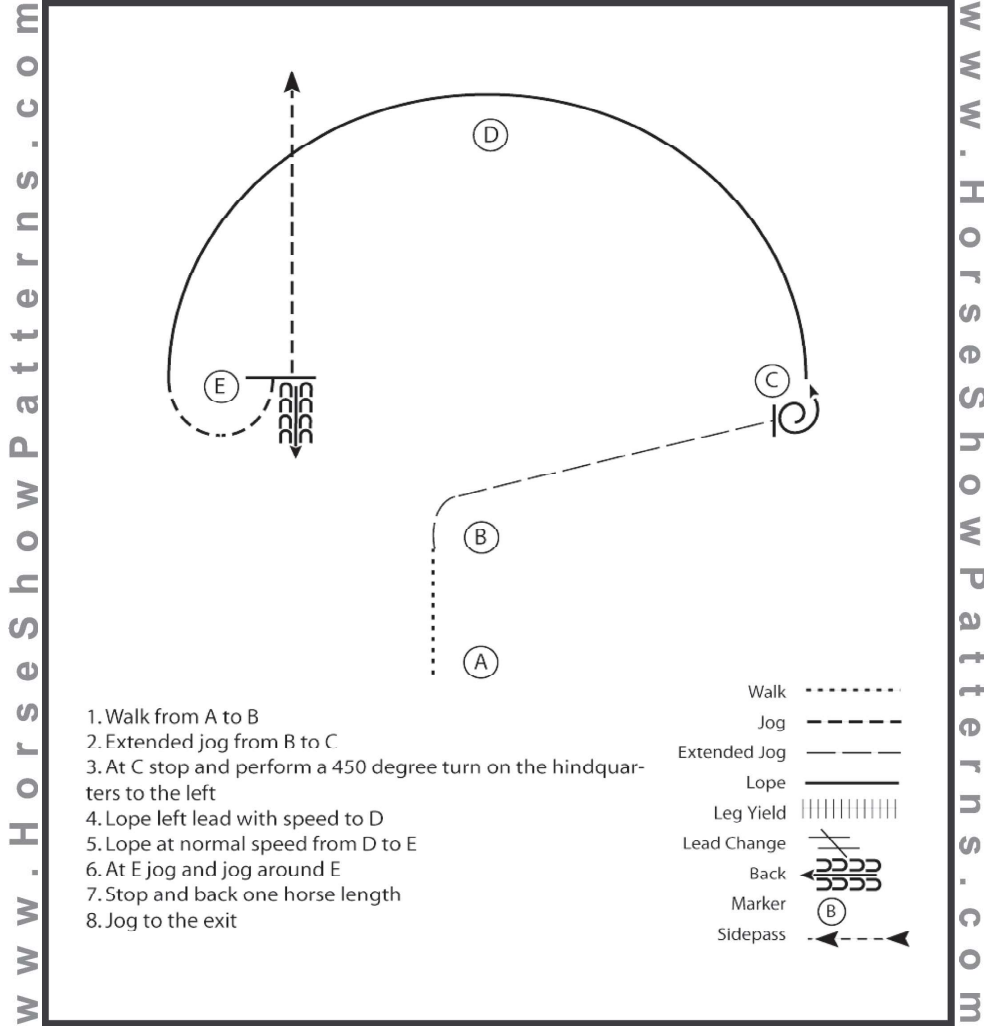
Round 2 – Pattern 3

We do not charge for scratches – enter everything and scratch as needed.

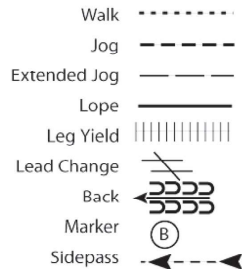
2024 TSQHA Fall Show

All Western Horsemanship (except w/t)

Show Date:



1. Walk from A to B
2. Extended jog from B to C
3. At C stop and perform a 45 degree turn on the hindquarters to the left
4. Lope left lead with speed to D
5. Lope at normal speed from D to E
6. At E jog and jog around E
7. Stop and back one horse length
8. Jog to the exit



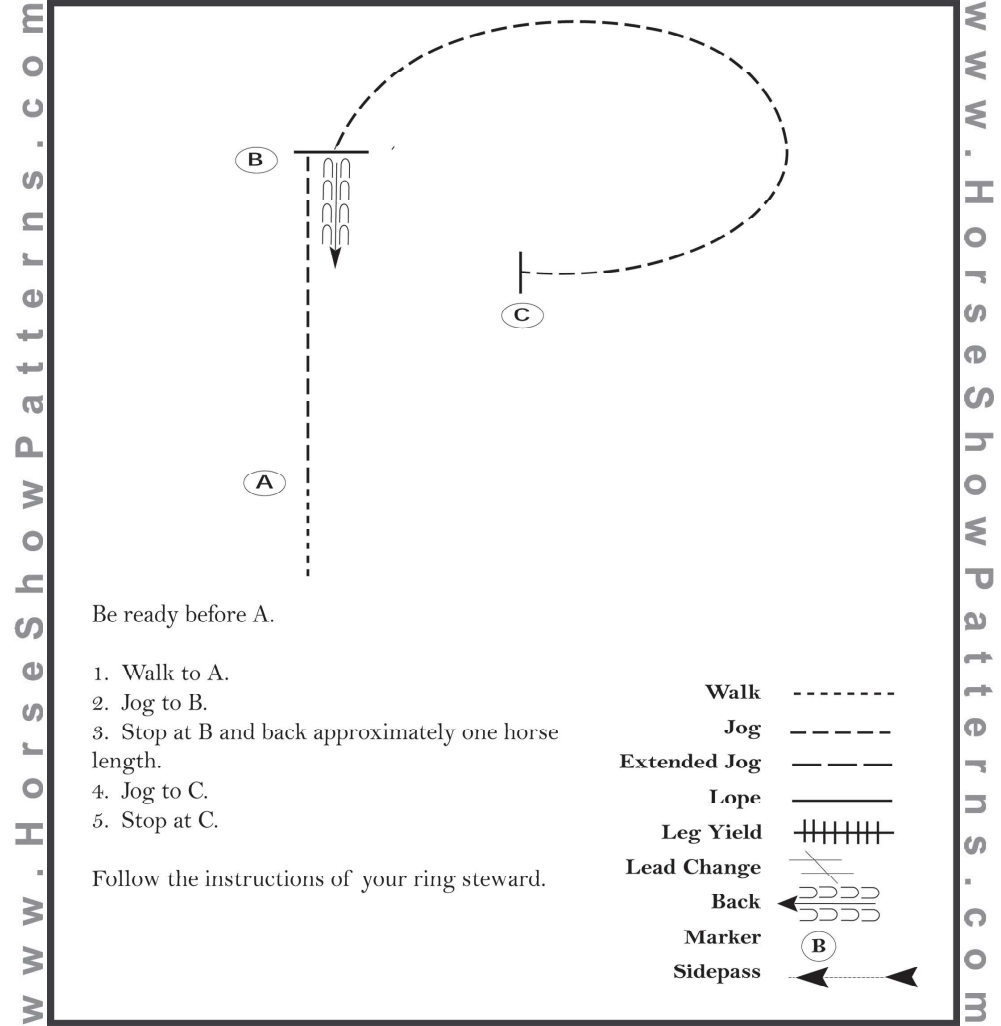
[WH/3-27]

Pattern Provided by:

2024 TSQHA Fall Show

W/T Western Horsemanship

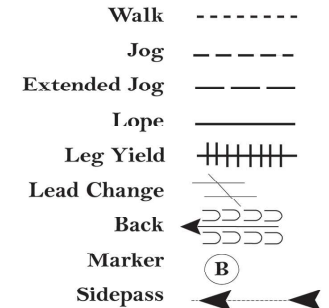
Show Date:



Be ready before A.

1. Walk to A.
2. Jog to B.
3. Stop at B and back approximately one horse length.
4. Jog to C.
5. Stop at C.

Follow the instructions of your ring steward.



[WH/WT-49]

Pattern Provided by:

2024 TSQHA Fall Show

Hunt Seat Equitation

Show Date:

www.HorseShowPatterns.com

www.HorseShowPatterns.com

Be ready before A.

1. Walk to A, stop and back approximately one horse length.
2. Perform a 90 degree forehand turn right.
3. Canter on the left lead in a half circle to center of pattern.
4. Walk 2-3 horse lengths.
5. Sitting trot in a half circle to B.
6. Hand gallop on the right lead to and around A.
7. Trot on the left diagonal to B.

Walk	-----
Trot	- - - - -
Extended Trot	-----
Canter	-----
Leg Yield	
Lead Change	
Back	←←←
Marker	Ⓚ
Sidepass	←
Hand Gallop	-----

Pattern is over once you pass B.

Pattern Provided by:

[HSE/3-67]

2024 TSQHA Fall Show

WT Hunt Seat Equitation

Show Date:

www.HorseShowPatterns.com

www.HorseShowPatterns.com

Be ready before A.

1. Walk to A, stop and back approximately one horse length.
2. Perform a 90 degree forehand turn right.
3. Trot on the right diagonal in a half circle to center of pattern.
4. Walk 2-3 horse lengths.
5. Sitting trot in a half circle to B.
6. Trot on the left diagonal to and around A.
7. Continue to trot on the left diagonal to B.

Walk	-----
Trot	- - - - -
Extended Trot	-----
Canter	-----
Leg Yield	
Lead Change	
Back	←←←
Marker	Ⓚ
Sidepass	←
Hand Gallop	-----

Pattern is over once you pass B.

Pattern Provided by:

[HSE/WT-67]

2024 TSQHA Fall Show

All showmanship

Show Date:

www.HorseShowPatterns.com

Be ready before A.

1. Walk to A.
2. Trot in a half circle until even with Judge.
3. Walk in a straight line until even with A.
4. Stop and perform a 1 1/2 turn.
5. Trot an arc to judge.
6. Stop and set up for inspection.
7. When dismissed, back approximately one horse length.
8. Perform a 1/4 turn and walk straight away.

Follow the instructions of your ring steward.

Walk	-----
Trot	- - - - -
Back	← 〰 〰 〰 〰
Marker	ⓑ
Judge	ⓐ

www.HorseShowPatterns.com

Pattern Provided by:

[S/3-83]

2024 TSQHA Fall Show

W/T Hunt Seat Equitation

Show Date:

www.HorseShowPatterns.com

Be ready at A.

1. Walk from A until even with C.
2. Posting trot on the right diagonal to B.
3. At B, stop and perform a 90 degree turn on the forehand to the right.
4. Posting trot on the left diagonal from B to C.
5. At C stop and back approximately one horse length.

Follow the instructions of your ring steward.

Walk	-----
Trot	- - - - -
Extended Trot	— — — — —
Canter	
Leg Yield	
Lead Change	↗ ↘
Back	← 〰 〰 〰 〰
Marker	ⓑ
Sidepass	← — — — —
Hand Gallop	— — — — —

www.HorseShowPatterns.com

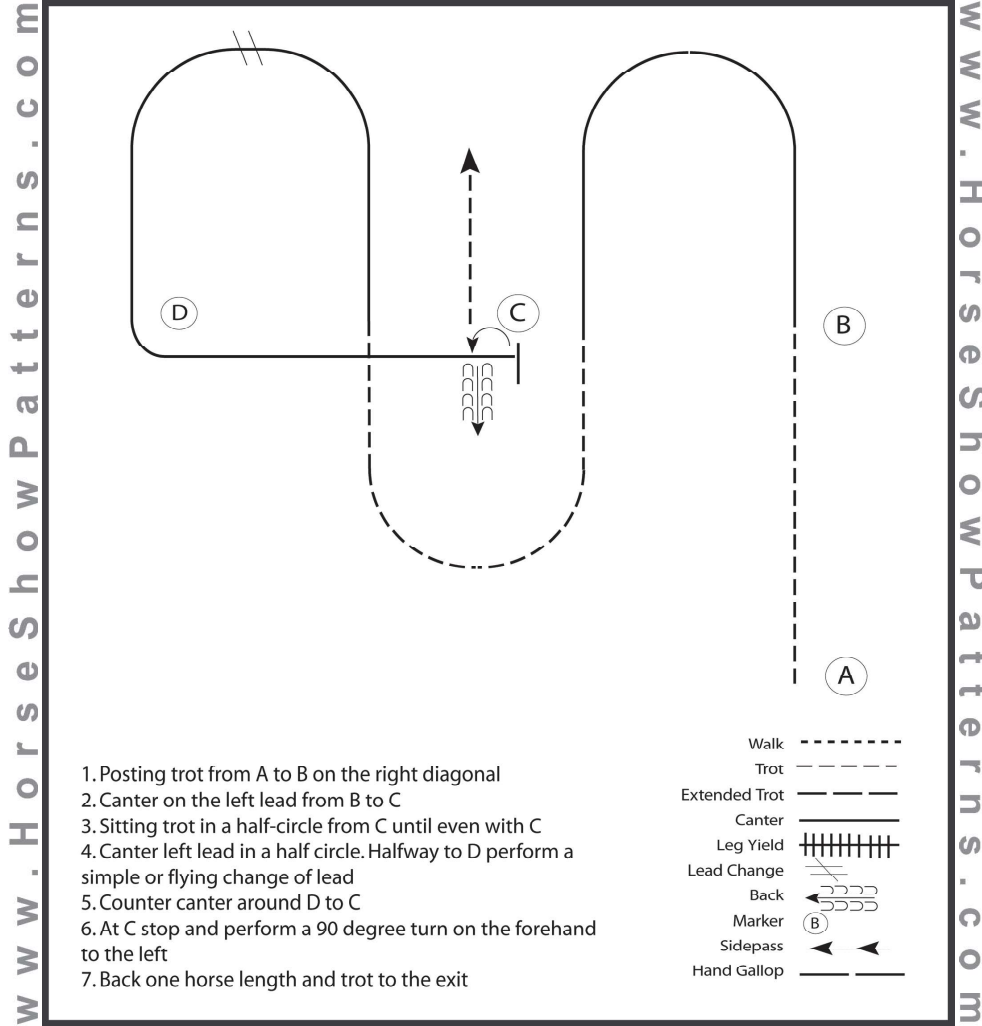
Pattern Provided by:

[HSE/WT-30]

2024 TSQHA Fall Show

All Hunt Seat Equitation (except w/t)

Show Date:



1. Posting trot from A to B on the right diagonal
2. Canter on the left lead from B to C
3. Sitting trot in a half-circle from C until even with C
4. Canter left lead in a half circle. Halfway to D perform a simple or flying change of lead
5. Counter canter around D to C
6. At C stop and perform a 90 degree turn on the forehand to the left
7. Back one horse length and trot to the exit

Walk
Trot	-----
Extended Trot	-----
Canter	—————
Leg Yield	
Lead Change	///
Back	~~~~~
Marker	(B)
Sidepass	----->
Hand Gallop	----->

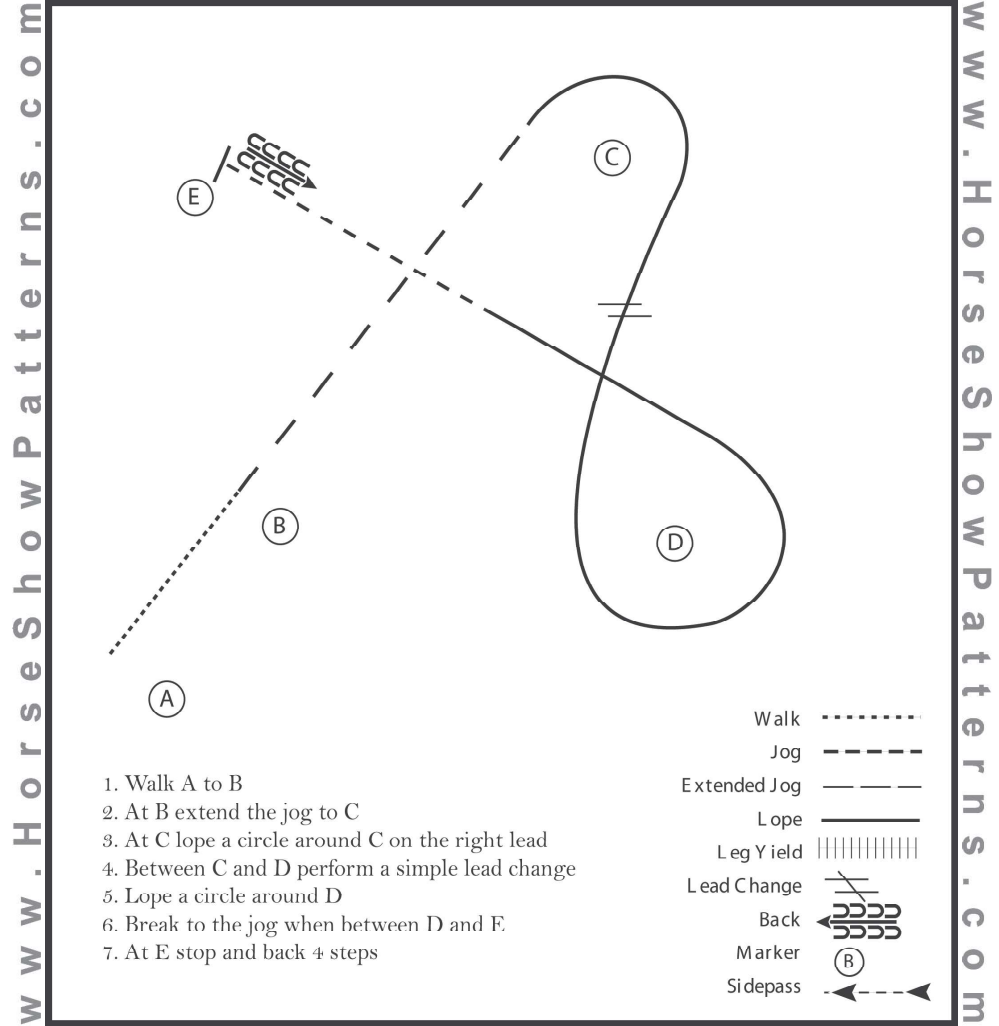
[HSE/3-30]

Pattern Provided by:

2024 TSQHA Fall Show

All Western Horsemanship (except w/t)

Show Date:



1. Walk A to B
2. At B extend the jog to C
3. At C lope a circle around C on the right lead
4. Between C and D perform a simple lead change
5. Lope a circle around D
6. Break to the jog when between D and E.
7. At E stop and back 4 steps

Walk
Jog	-----
Extended Jog	-----
Lope	—————
Leg Yield	
Lead Change	///
Back	~~~~~
Marker	(B)
Sidepass	----->

[WH/2-11]

Pattern Provided by:

2024 TSQHA Fall Show

W/T Western Horsemanship

Show Date:

w w w . H o r s e S h o w P a t t e r n s . c o m

Be ready at A.

1. Jog to B.
2. At B, walk and walk around B.
3. Jog to and around C and to D.
4. Stop at D and back approximately one horse length.

Follow the instructions of your ring steward.

Walk -----

Jog - - - - -

Extended Jog - - - - -

Lope _____

Leg Yield |||||

Lead Change / / / / /

Back ← ← ← ← ←

Marker (B)

Sidepass ← ← ← ← ←

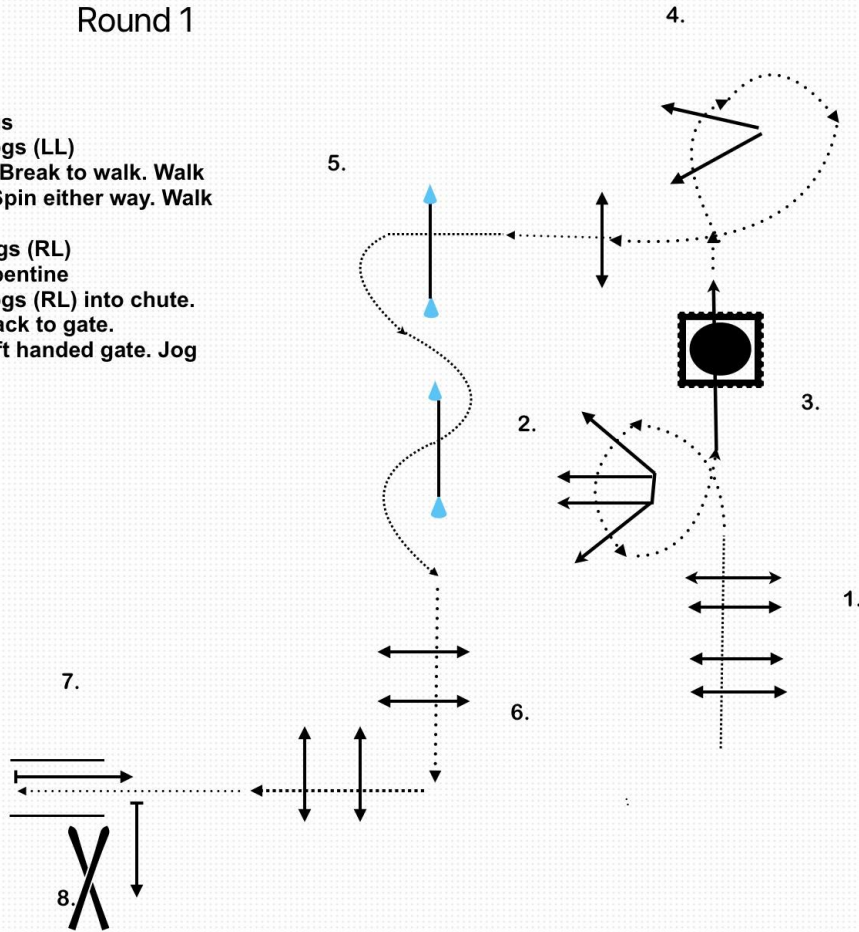
w w w . H o r s e S h o w P a t t e r n s . c o m

[WH/WT-54]

Pattern Provided by:

2024 TSQHA September
Fall Futurity.
Round 1

1. Jog Logs
2. Lope Logs (LL)
3. Stop or Break to walk. Walk into box. Spin either way. Walk out.
4. Lope Logs (RL)
5. Jog Serpentine
6. Lope Logs (RL) into chute.
7. Stop. Back to gate.
8. Work left handed gate. Jog away.



2024 TSQHA Fall
Futurity Show
Round 2

1. Right Hand Gate.
2. Back into chute.
- Lope out (walk a few steps forward).
- 3.Lope Logs (LL)
- 4.Jog Serpentine.
5. Lope Logs (LL)
6. Break to a walk or stop. Walk into box. Spin either way. Walk out.
7. Lope Logs (RL)
8. Jog Logs. Jog out.

